

FlexiPump™ Independent Flushing System

Hands-free flushing for nearly every channeled instrument



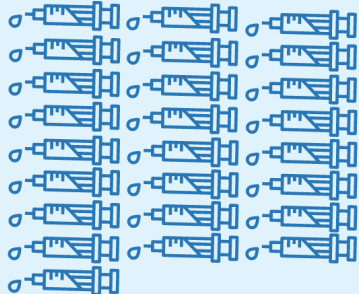
- ◆ Flush up to 3 channeled devices at the same time. Add efficiencies and throughput for all instrument reprocessing.
- ◆ Adaptable to virtually all lumened instrumentation, including flexible and rigid scopes, robotics, laparoscopic, ocular, and more
- ◆ Provides hands-free ergonomic cleaning
- ◆ Pressure relief valves help protect delicate instruments during flushing
- ◆ Meets ANSI/AAMI ST79, ST91 and IFU requirements
- ◆ All staff flush the same way, every time

Comparing Lumen Flushing Methods

Syringe Flushing vs. Automated Flushing of Laparoscopic Graspers


Repeat the following steps x times to flush 250mL:

Number of 10mL syringes required: 25



Total steps to flush 250mL:

100



Easily connect and flush multiple lumened devices at once

Flexipump System Method

- Connect pump to grasper port.
- Push the start button to automatically flush 250mL through grasper.
- Disconnect from grasper.

Total steps to flush 250mL:

3







Adaptable to both flexible and rigid scopes

Comparing Methods of Flushing Lumens

Flexible and rigid endoscopes and other reusable instruments with channels are inherently challenging to clean. ANSI/AAMI ST79 guidance states:

7.1: The first and most important step in reprocessing reusable medical devices is thorough cleaning and rinsing. Cleaning removes microorganisms and other organic and inorganic materials. Cleaning does not kill microorganisms and a subsequent disinfection or sterilization process might be necessary to render the item safe for next use. Rinsing removes detergent and other residues that might interfere with subsequent processes.

There are currently three methods of channel/lumen flushing available, but they offer vastly different benefits and challenges:

FLUSHING METHOD	INSTRUCTIONS	BENEFITS	CHALLENGES
<p>Syringe method</p> 	No Recognized Documented Instructions Available	<ul style="list-style-type: none"> • Low-tech method; requires only human power and a supply of syringes • Can flush cleaning solution or water 	<ul style="list-style-type: none"> • Time-consuming, labor-intensive process - requires multiple flushes with a 60cc or smaller syringe • Allows only one cannula/channel/lumen to be flushed at a time and requires both hands • Risk of inconsistency • Risk of non-copious flushing • Risk of repetitive motion injuries of the wrist and/or hand • Requires continuous supply of disposable syringes, hose
<p>Spray hose/flush pistol method</p> 	No Recognized Documented Instructions Available	<ul style="list-style-type: none"> • Requires one tool plus reliable water pressure 	<ul style="list-style-type: none"> • Permits water rinsing only • Flushes one channel/cannula/lumen at a time - requires both hands • Risk of inconsistent process • Risk of incomplete cleaning of internal lumens • Potential for repetitive motion injuries of the wrist and/or hand • Risk of aerosolization of contaminated droplets, spray on floor and other surfaces
<p>Competing Pump Flushing Methods</p> 	Documented IFU as provided by the manufacturer	<ul style="list-style-type: none"> • Flushes multiple scope channels at once • Decreased time flushing vs syringes • Integrated features provide many capabilities 	<ul style="list-style-type: none"> • Only used for scopes; cannot be used with robotics, orthopedics, or other complex lumened devices • Increased time setting up programs and flushing settings • Tubing replaced daily, leading to substantial monthly cost of ownership
<p>Pump flushing method</p> 	<ul style="list-style-type: none"> • Follow all IFU from cleaning chemistry and medical device manufacturers • Fill reservoir with fluid (water, cleaning solution) to appropriate marked lines • Attach cannula/lumens to pump hose connector and place second hose into the reservoir • Simple push-button use. Pump timer automatically turns off once done 	<ul style="list-style-type: none"> • Consistently meets ANSI/AAMI ST79:2017 & AORN recommendations for cleaning, flushing and rinsing • Can flush water, or cleaning solutions • Greatly reduces risk of repetitive motion injuries • Frees up technician to perform other tasks • Assures flushing consistency • Multiple pumps can be integrated for high-volume sinks 	<ul style="list-style-type: none"> • Requires regular disinfection of tubing • Requires servicing and periodic tubing replacement