




Connecting Flexible Scopes to the FlexiPump™ Independent Flushing System

877.718.6868 | pure-processing.com




Connecting flexible scopes



Used for pre-cleaning.

Not intended for final treatment!

Materials needed



1. Dirty scope



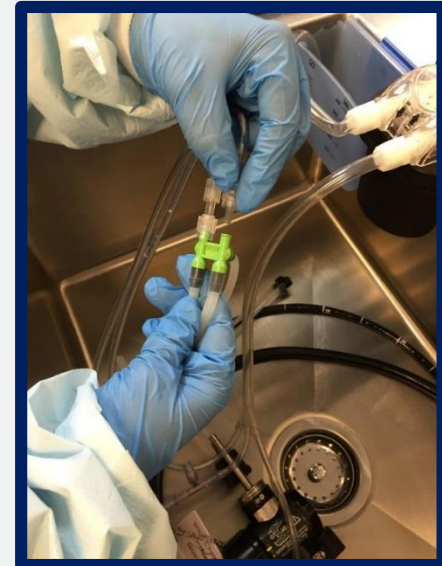

2. Injector tube
(provided by
scope
manufacturer)



3. FlexiPump™
Independent
Flushing System

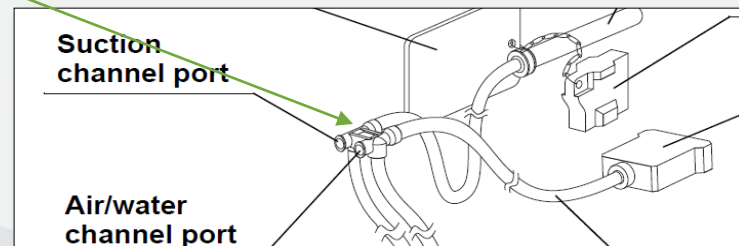
Injector tube

Insert tips into port, lock, flush



Attach the luer lock from pump to suction channel port and air/water port to copiously flush. Directions can vary depending on scope and manufacturers. See instructions for use.

Cap off unused leads on tube set.



Important information

- Flush the device per instructions.
- The FlexiPump will flush 1,000mL of fluid in one minute or 500mL per lead (assuming there are 2 leads being used, 1 capped off).
- Be sure to rinse devices per manufacturer's IFU.
- The FlexiPump is not intended for final treatment.
- To eject solutions from scope, remove drop down tube from the reprocessing fluid container. Allow pump to run. This will inject air into the scope purging fluid from device.
- Continue to next step.

Pure Processing

877.718.6868

www.pure-processing.com

sales@pure-processing.com

